

Routine Immunization Performance in the African Region

EPI Curricula Revision Workshop for Nursing
Schools

Pretoria, SA, 1-4 April 2007

By Evariste Mutabaruka, MD, MA, IVD/DDC/AFRO



World Health
Organization

Presentation outline

- **Priorities for 2006**
- **Performance in 2005 & 2006**
- **Challenges**
- **Way forward**



Priorities for 2006

- **Continue to focus on Big 4 and other priority countries**
- **Support countries to:**
 - **develop/update their cMYPs**
 - **improve the monitoring system and quality of data**
 - **make informed-decision on opportunities provided by GAVI**
 - **Immunization safety**
 - **Vaccine, cold chain, transport and health care waste management,**
- **Continue to encourage governments to invest in EPI**

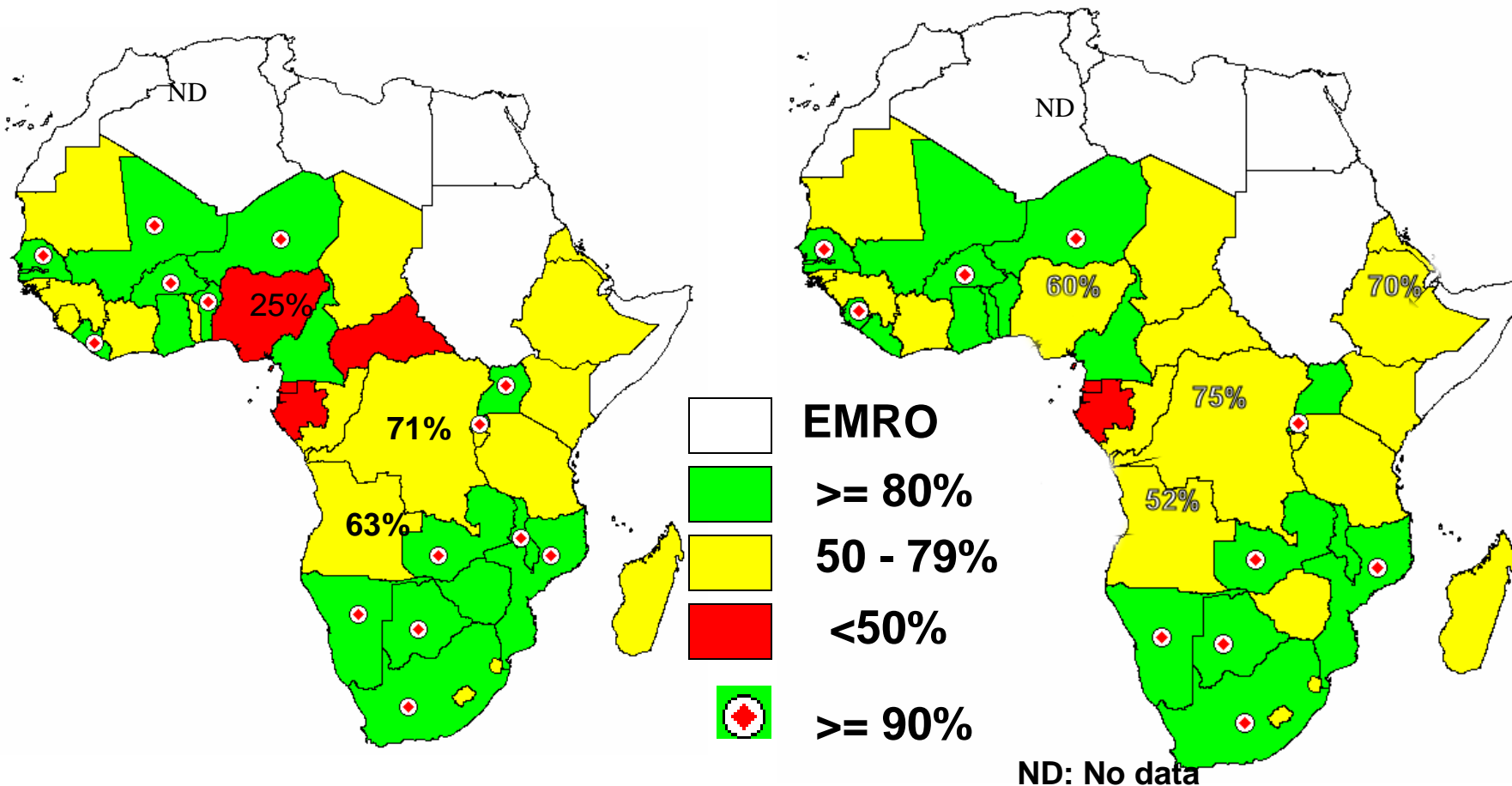
Immunization coverage trend 2005-2006

Reported DPT3 Coverage in AFR

Jan-Aug 2005 & Jan-Aug 2006

2005

2006

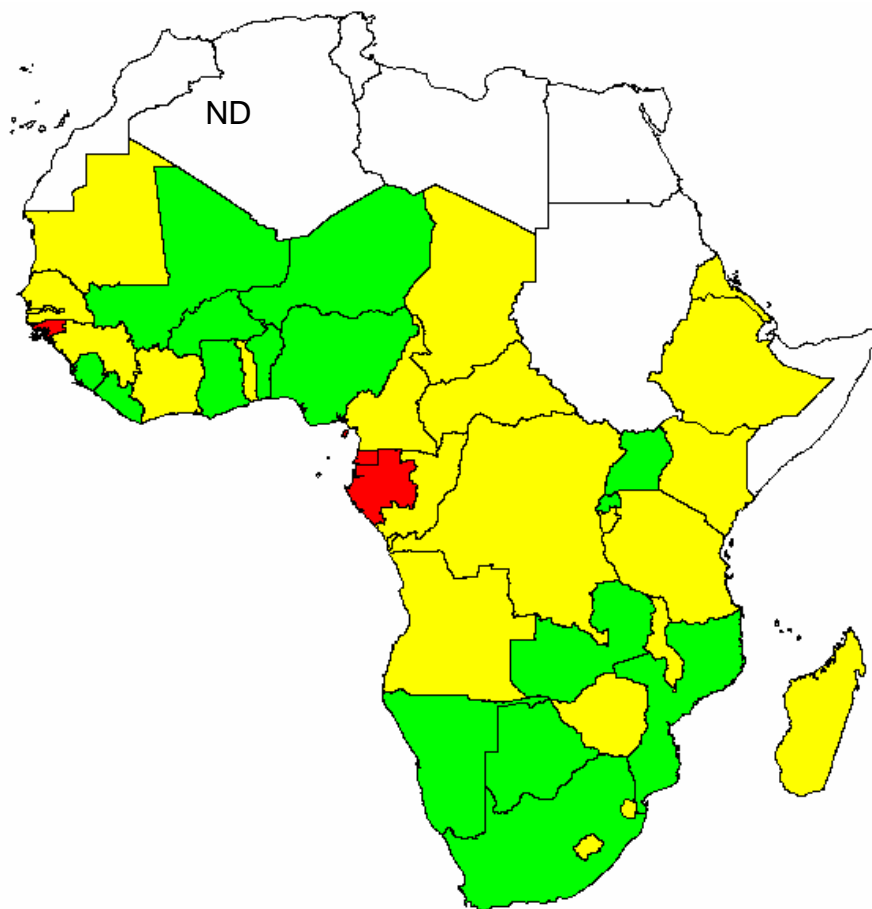


Source: 2006 EPI Monthly report

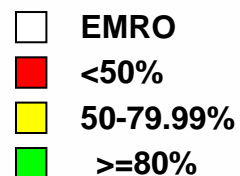
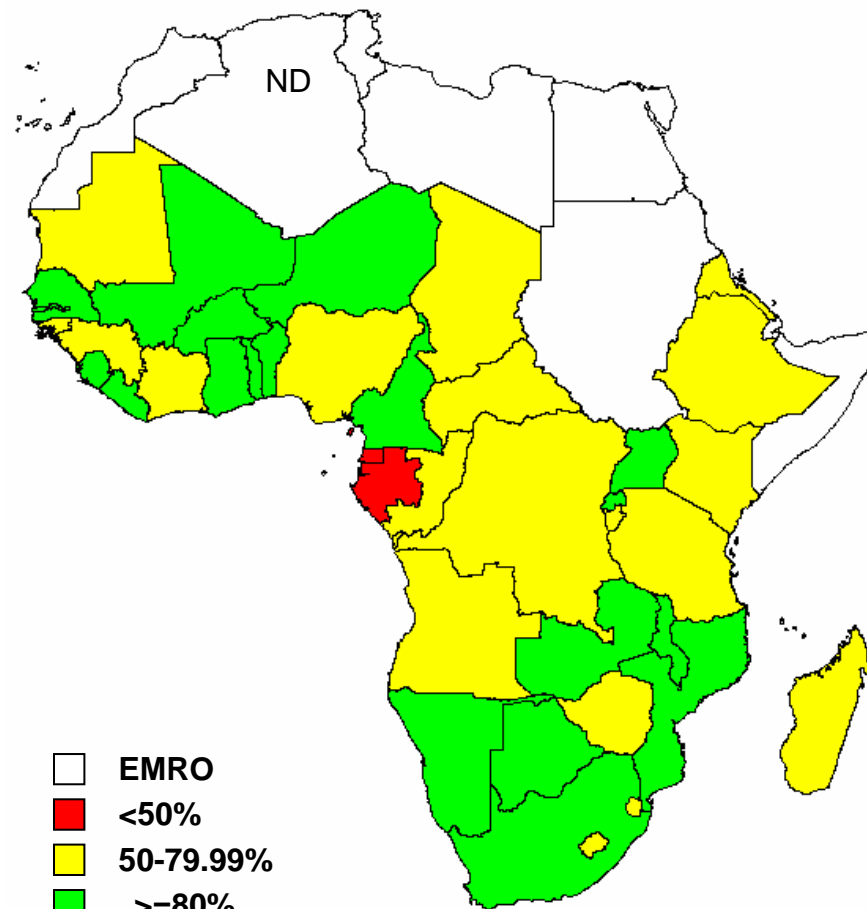
Reported Measles & DPT3 coverage in AFR

Jan-August 2006

Measles

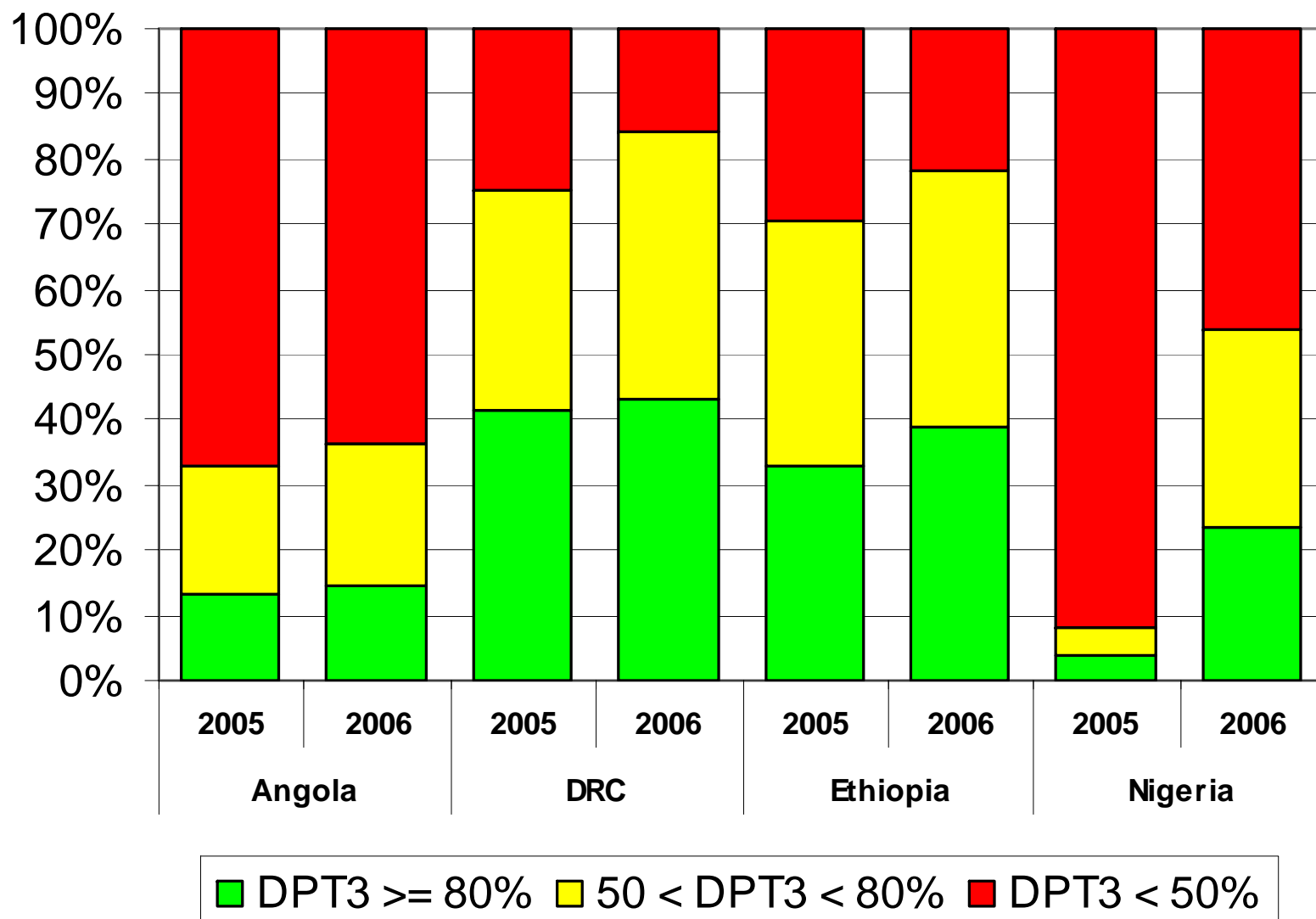


DPT3



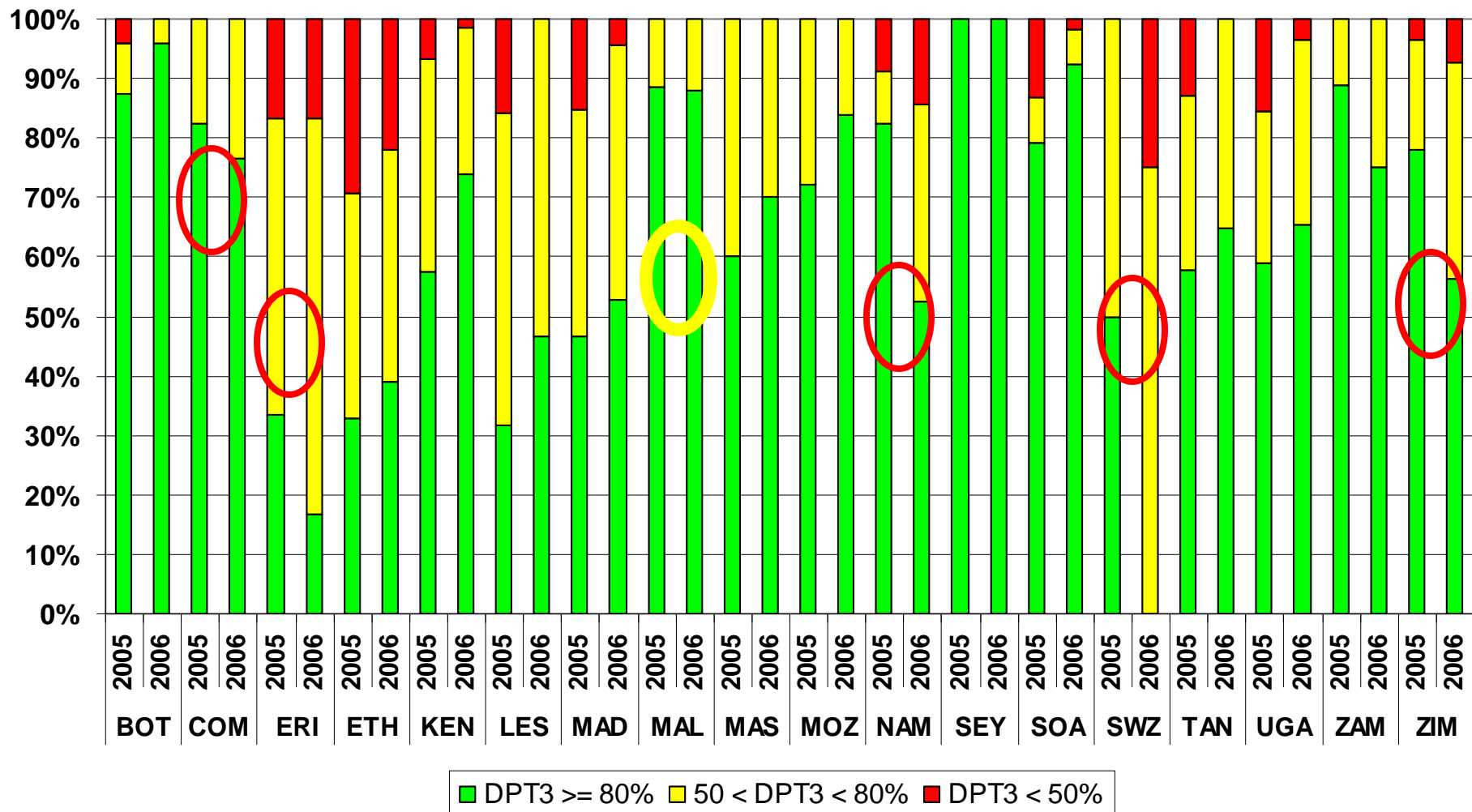
Reported district performance, DPT3, Jan-Aug 2005 & Jan-Aug 2006,

Big Four Countries



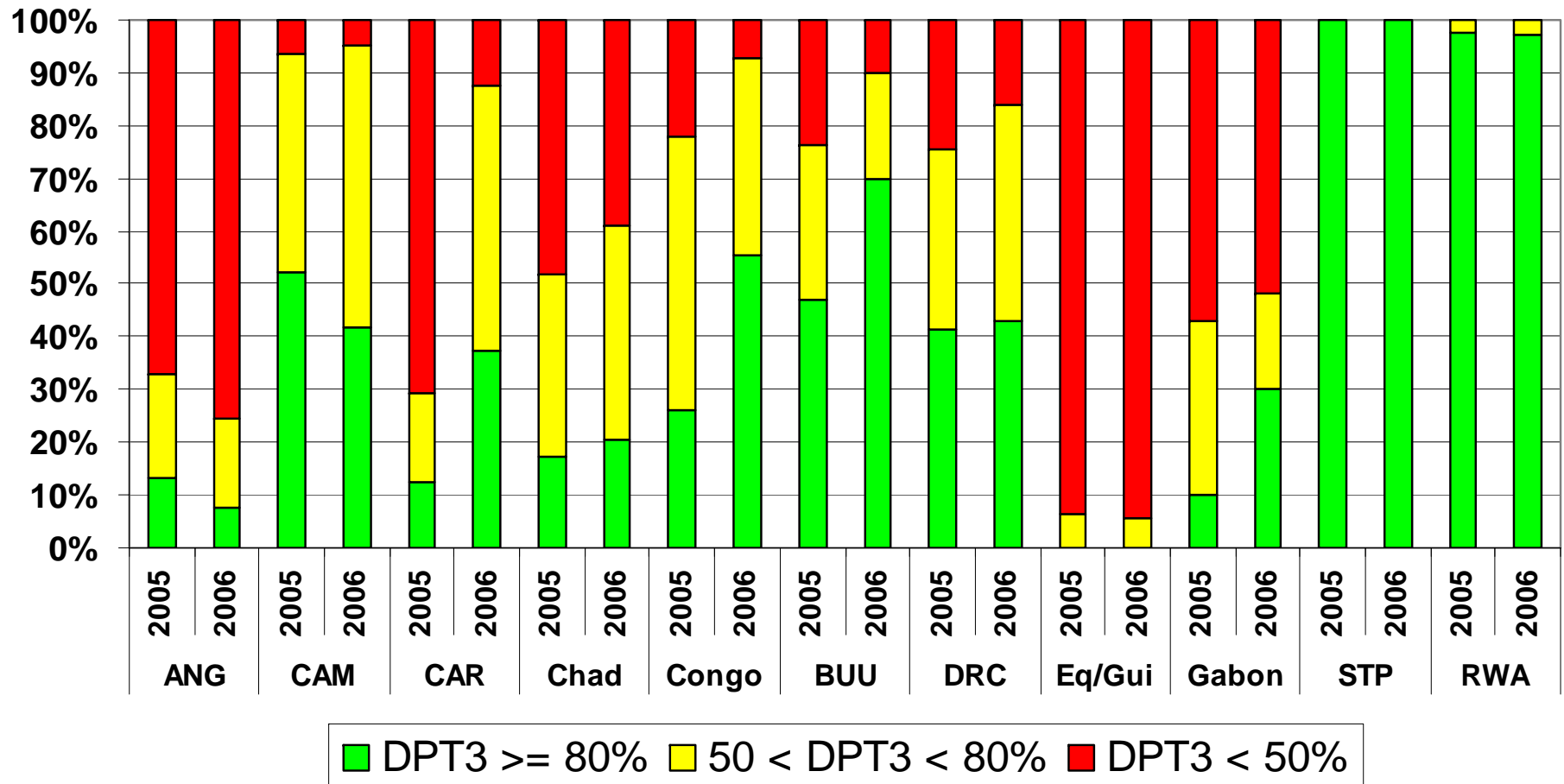
Reported district performance, DPT3, Jan-Aug 2005 & Jan-Aug 2006

South/East Block



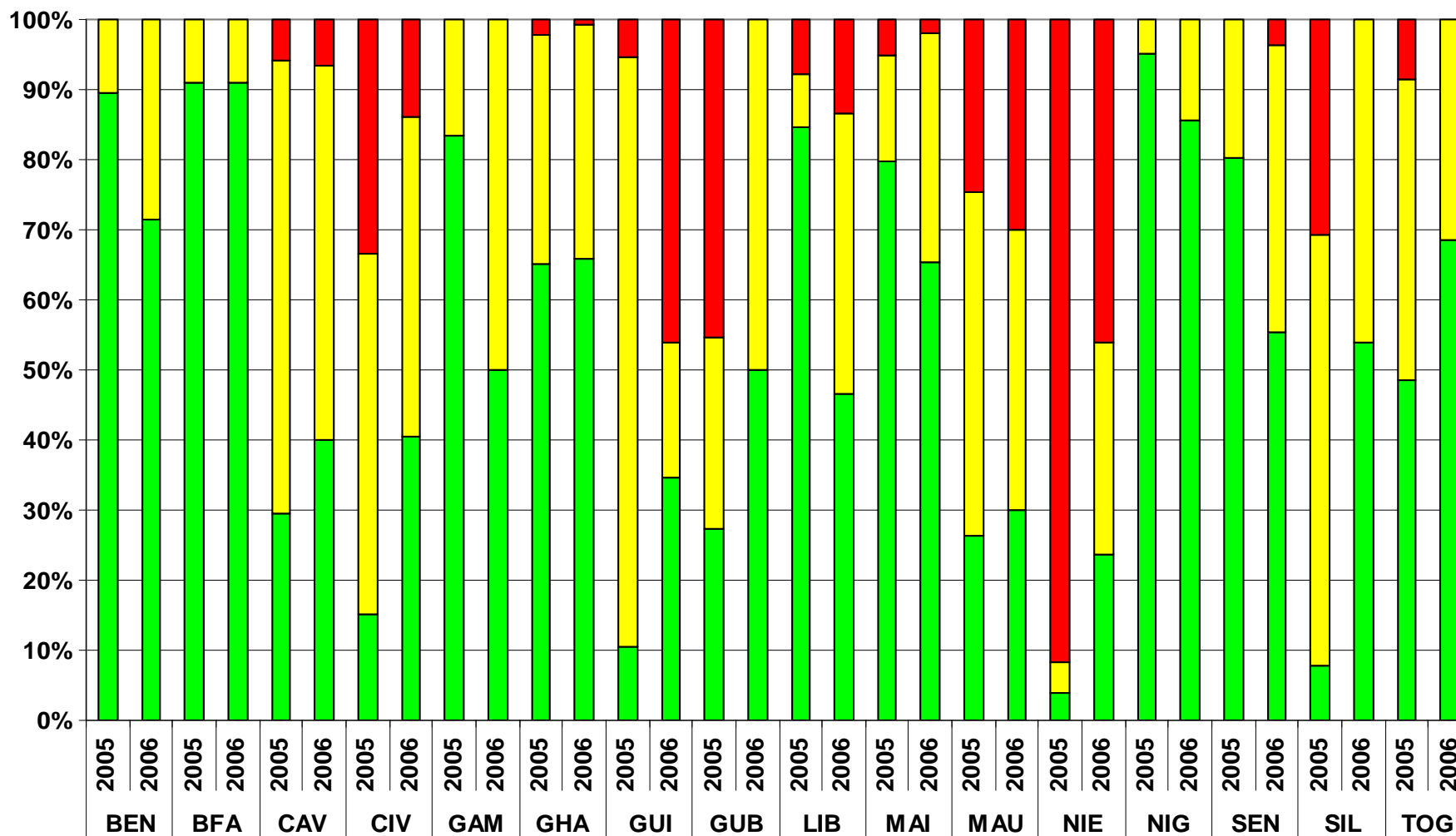
Reported district performance, DPT3, Jan-August 2005 & Jan-Aug. 2006

Central Block



Reported district performance, DPT3, Jan-Aug 2005 & Jan-Aug 2006

West Block



■ DPT3 >= 80% ■ 50 < DPT3 < 80% ■ DPT3 < 50%

Support to scale-up RED implementation

RED in the Big 4

Country	Total Districts	RED Districts	
		2005	2006
Angola	164	60	82
DRC	505	339	503
Ethiopia	85	57	65
Nigeria	774	0	475



Comprehensive MYP

- **Country teams were briefed during the 4 EPI managers meetings (March & April 2006)**
- **4 cMYP workshop/training conducted for 30 countries**
- **16 countries developed cMYPs by September 2006**
- **Translated both the cMYP guidelines and the costing tool into French and Portuguese**

Improving routine monitoring and data quality through DQS

19 countries supported to introduce DQS:

- 7 countries in East Africa
- 8 countries in West Africa
- 3 of the Big 4
- 1 in Southern Africa



Financial Contributions

Year	No of countries with and/or contributions to:		
	Budget line	Vaccines	EPI in general
2002	35	38	46
2003	37	37	46
2004	37	35	46
2005	39	40*	46

* Comoros, Equi. Guinea, Eritrea, Ethiopia, Guinea Bissau, and Liberia



Challenges

- **How to reach the still large number of un-vaccinated children in this Region (8.7 million)**
- **All agree that “routine” is the “bedrock” for EPI, but how to get that commitment translated into actual funding**
- **EPI officers touch base with all districts at least once a month, how to take advantage of those visits to monitor routine activities and collect routine data**
- **Low absorption capacity of available limited funds in few countries**

Way forward

- **Continue to focus on the Big 4, particularly Nigeria and Angola and the central block**
- **Support member states to scale up the implementation of all 5 components of the RED in all districts and to sustain the gains made**
- **Support countries to improve their monitoring systems and the quality of routine immunization data through the introduction of the DQS**
- **Support remaining countries to develop/update their cMYPs**
- **Use all available means to encourage countries to monitor and use data to improve immunization performance**

THANK YOU!

Bureau Régional de l'OMS pour l'Afrique / WHO Regional Office for Africa



World Health
Organization